

Go Further

ford.com

VEHICLE DESCRIPTION

F-150

2015 F-150 4X2 SUPERCREW  
145" WHEELBASE  
3.5L V6 TIVCT FFV ENGINE  
ELEC 6-SPEED AUTO W/TOW MOD

FK D16797

EXTERIOR  
TUXEDO BLACK METALLIC  
INTERIOR  
DARK GRAY CLOTH 40CONSOLE40

STANDARD EQUIPMENT INCLUDED AT NO EXTRA CHARGE

EXTERIOR

- DOOR HANDLES - BLACK
- EASY FUEL CAPLESS FILLER
- FULLY BOXED STEEL FRAME
- HALOGEN HEADLAMPS
- LOCKING REMOVABLE TAILGATE
- PICKUP BOX TIE DOWN HOOKS
- REAR SOLAR TINTED GLASS
- SPARE TIRE & WHEEL LOCK

INTERIOR

- A/C W/MANUAL CLIMATE CONTROL, SINGLE ZONE
- BLACK VINYL FLOOR COVERING
- DAY/NIGHT REARVIEW MIRROR
- TILT/TELESCOPE STR COLUMN

FUNCTIONAL

- 4-WHEEL DISC BRAKES W/ABS
- 12V AUXILIARY POWER POINT
- FADE-TO-OFF INTERIOR LIGHT
- FAIL-SAFE COOLING SYSTEM
- HILL START ASSIST
- INTERMITTENT SPEED WIPERS
- MANUAL FOLD MIRRORS
- OUTBOARD MNTD REAR SHOCKS
- PWR RACK AND PINION STEER
- TRAILER SWAY CONTROL

SAFETY/SECURITY

- ADVANCETRAC WITH RSC
- AIRBAGS - FRONT SEAT MOUNTED SIDE IMPACT
- AIRBAGS - SAFETY CANOPY SIDE CURTAIN
- CTR HIGH MOUNT STOP LAMP
- SOS POST CRASH ALERT SYS
- TIRE PRESSURE MONITOR SYS

WARRANTY

- 3YR/36,000 BUMPER / BUMPER
- 5YR/60,000 POWERTRAIN
- 5YR/60,000 ROADSIDE ASSIST

INCLUDED ON THIS VEHICLE	(MSRP)	PRICE INFORMATION	(MSRP)
<b>EQUIPMENT GROUP 101A</b>	2,255.00	BASE PRICE	\$31,935.00
•XL SERIES		TOTAL OPTIONS/OTHER	3,965.00
•XL POWER EQUIPMENT GROUP			
•SYNC			
•CRUISE CONTROL		TOTAL VEHICLE & OPTIONS/OTHER	35,900.00
•BOXLINK		DESTINATION & DELIVERY	1,195.00
<b>OPTIONAL EQUIPMENT/OTHER</b>		<b>TOTAL BEFORE DISCOUNTS</b>	<b>37,095.00</b>
.245/70R 17 BSW ALL-SEASON		<b>XL MID DISCOUNT</b>	<b>- 500.00</b>
3.55 RATIO REGULAR AXLE	NO CHARGE	<b>XL DISCT CHRM OR SPORT</b>	<b>- 250.00</b>
6150# GVWR PACKAGE			
FRONT LICENSE PLATE BRACKET	NO CHARGE	<b>TOTAL SAVINGS</b>	<b>- 750.00</b>
CARPET FLOOR COVERING	145.00		
CALIFORNIA EMISSIONS SYSTEM	NO CHARGE		
CLASS IV TRAILER HITCH	195.00		
36GAL EXTENDED RANGE FUEL TANK	195.00		
REVERSE SENSING SYSTEM	275.00		
XL SPORT APPEARANCE PACKAGE	775.00		
.FOG LAMPS			
.17" SILVER PAINTED ALUMINUM CLOTH 40/CONSOLE/40	125.00		

	RAMP ONE		TOTAL MSRP \$36,345.00
	CA27		
	RAMP TWO	FINAL ASSEMBLY PLANT	This label is affixed pursuant to the Federal Automobile Information Disclosure Act. Gasoline, License, and Title Fees, State and Local taxes are not included. Dealer installed options or accessories are not included unless listed above.
		KANSAS CITY	
	METHOD OF TRANSP.	ITEM #: 71-4233 O/T 2	
	CONVOY	FC241 N RB 2X 530 004173 03 24 15	

EPA DOT

Fuel Economy and Environment

E85

Flexible-Fuel Vehicle Gasoline-Ethanol (E85)

Fuel Economy

20

combined city/hwy

18

city

25

highway

5.0

gallons per 100 miles

Standard Pickup Trucks range from 15 to 23 MPG. The best vehicle rates 119 MPGe. Values are based on gasoline and do not reflect performance and ratings based on E85 .

You spend

\$2,000

more in fuel costs over 5 years compared to the average new vehicle.

Driving Range

Gasoline: 716 miles

Ethanol (E85): 537 miles

Annual fuel cost

\$2,600

Fuel Economy & Greenhouse Gas Rating (tailpipe only)

Smog Rating (tailpipe only)

1

5

10

Best

1

6

10




Best

This vehicle emits 436 grams CO<sub>2</sub> per mile. The best emits 0 grams per mile (tailpipe only). Producing and distributing fuel also create emissions; learn more at fueleconomy.gov.


Actual results will vary for many reasons, including driving conditions and how you drive and maintain your vehicle. The average new vehicle gets 24 MPG and costs \$11,000 to fuel over 5 years. Cost estimates are based on 15,000 miles per year at \$3.50 per gallon. This is a dual fueled automobile. MPGe is miles per gasoline gallon equivalent. Vehicle emissions are a significant cause of climate change and smog.

fueleconomy.gov

Calculate personalized estimates and compare vehicles



Smartphone QR Code



GOVERNMENT 5-STAR SAFETY RATINGS

Overall Vehicle Score

To Be Rated

Based on the combined ratings of frontal, side and rollover. Should ONLY be compared to other vehicles of similar size and weight.

Frontal Crash

Driver Passenger

To Be Rated To Be Rated

Based on the risk of injury in a frontal impact. Should ONLY be compared to other vehicles of similar size and weight.

Side Crash

Front seat Rear seat

To Be Rated To Be Rated

Based on the risk of injury in a side impact.

Rollover


To Be Rated

Based on the risk of rollover in a single-vehicle crash.

Star ratings range from 1 to 5 stars (★★★★★), with 5 being the highest. Source: National Highway Traffic Safety Administration (NHTSA). www.safercar.gov or 1-888-327-4236




1FTEW1C82FKD16797



Extended Service Plan

Ford ESP is the only extended service plan honored at every Ford dealership in the U.S. and Canada. See your dealer for additional details or visit www.FordOwner.com for more information.



FORD CREDIT


Choose the vehicle you want. Whether you decide to lease or finance, you'll find the choices that are right for you. See your Ford Dealer for details or visit www.FordCredit.com.

38 YEARS

FORD

F - S E R I E S

AMERICA'S BEST SELLING TRUCK



Scan this code to experience this vehicle or text 1FFKD16797 to 48028 or Visit ford.com/windowsticker

Standard messaging & data plan rates may apply.

2201503311211